

L8107

EK0502-0022 Ver.A



PIN Diode

FEATURES

- High Power Handling
- High Zero Bias Impedance
- Low Capacitance
- High Parallel Resistance
- High Isolation
- Hermetic Ceramic MELF Package
- RoHS Compliant
- Pb Free

APPLICATIONS

- High power antenna switch

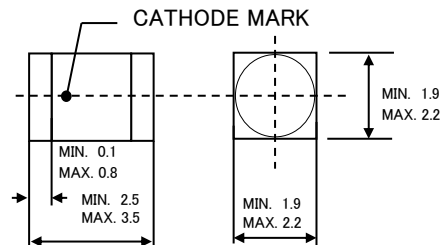
DIMENSIONS

Unit : mm

GENERAL DESCRIPTION

The L8107 PIN diode is designed for solid state antenna switching applications in mobile radios.

The L8107 PIN diode employs a square outline which makes it suitable for reflow assembly on surface mounting.



ABSOLUTE MAXIMUM RATINGS (Ta=25°C)

SYMBOL	PARAMETER	RATINGS	UNITS
VRM	Repetitive Peak Reverse Voltage	90	V
PD*	Power Dissipation	1	W
Tj	Junction Temperature	175	°C
Tstg	Storage Temperature Range	-55 to 175	°C

*) Mounting on glass epoxy PCB (50mm x 50mm x 1.6mm)

ELECTRICAL CHARACTERISTICS (Ta=25°C)

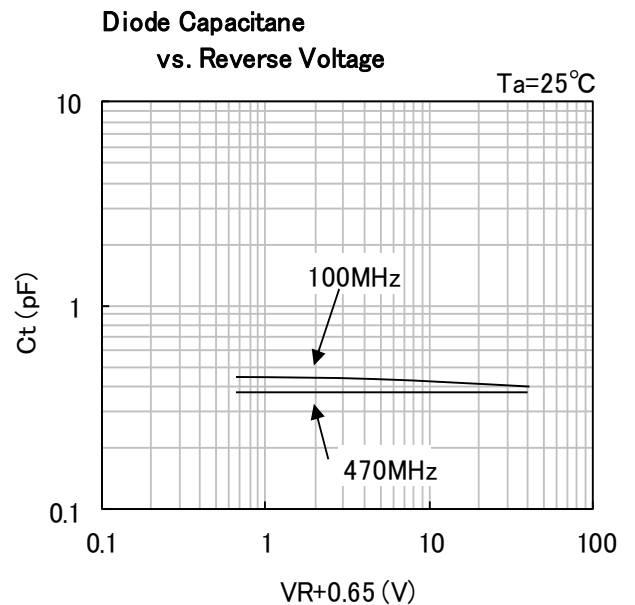
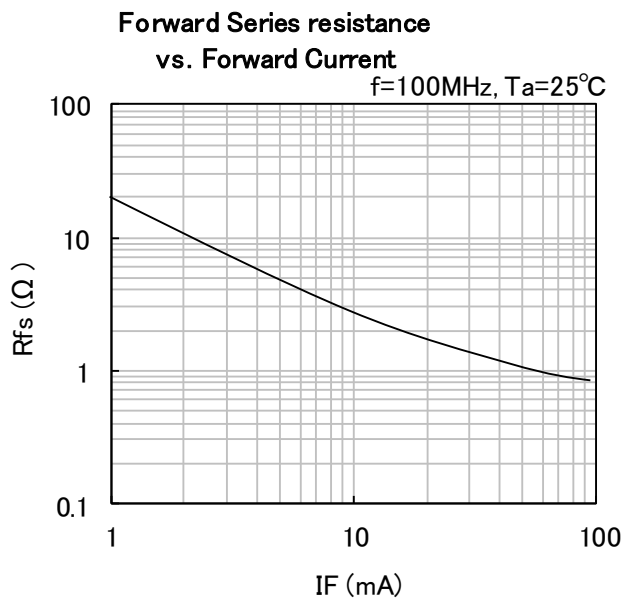
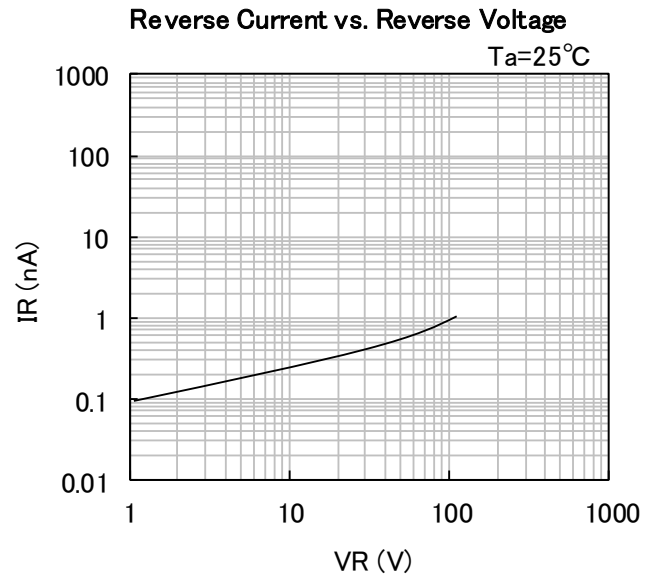
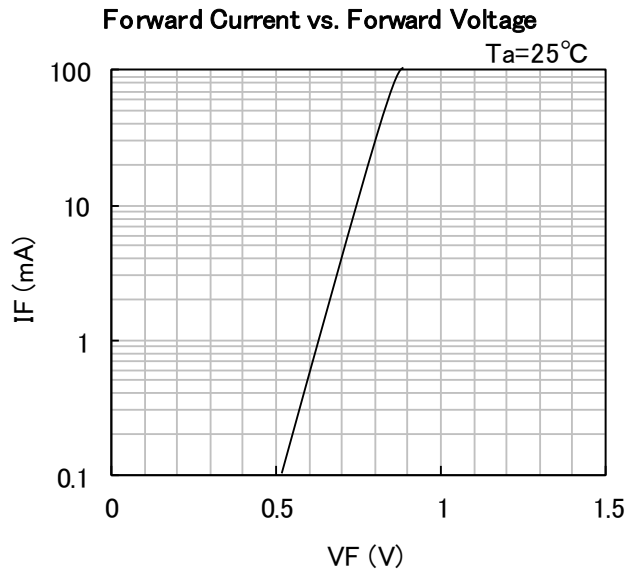
SYMBOL	PARAMETER	CONDITIONS	LIMITS			UNITS
			MIN	TYP	MAX	
IR	Reverse Current	VR = 50V	-	-	10	μA
VF	Forward Voltage	IF = 50mA	-	0.85	1.0	V
Ct	Diode Capacitance	VR = 40V, f = 100MHz	-	0.4	0.6	pF
Rfs	Forward Series Resistance	IF = 50mA, f = 100MHz	-	1.2	1.5	Ω
RP	Parallel Resistance	VR = 0V, f = 100MHz	7.0	10.0	-	kΩ

L8107

EK0502-0022 Ver.A

PIN Diode

■ TYPICAL PERFORMANCE CHARACTERISTICS



IMPORTANT NOTICE

Litec Corporation reserves the right to make changes without further notice to any product herein to make corrections, modifications, enhancements, improvements, or other changes.

Litec Corporation does not assume any liability arising out of the application or use of any product described herein;
neither does it convey any license under its patent rights, nor the rights of others.
The user of products in such applications shall assume all risks of such use and will agree to hold Litec Corporation and all the companies whose products are represented on our website, harmless against all damages.

The products located on our website at www.litec-corp.com are not recommended for use in life support systems where a failure or malfunction of the component may directly threaten life or cause injury without the expressed written approval of Litec Corporation.

CONTACT



Litec Corporation
7F Dai 10 HASE Building, Kyoto 600-8177, Japan
TEL:81-75-352-6448 FAX:81-75-352-6449
[e-mail: sales@litec-corp.com](mailto:sales@litec-corp.com) [URL: http://www.litec-corp.com/](http://www.litec-corp.com/)